

GQUAL RANKING 2025

A tool to monitor gender parity
and geographical representation
in international justice.

INDEX

P. 02	GLOBAL RANKING	
P. 12	REGIONAL RANKING	P. 15 COMPARATIVE EVOLUTION P. 17 LATIN AMERICA AND THE CARIBBEAN P. 21 AFRICA
P. 26	DISAGGREGATED RESULTS BY TYPE OF INTERNATIONAL BODY	P. 27 INTERNATIONAL TRIBUNALS P. 28 INTERNATIONAL CRIMINAL TRIBUNALS P. 29 UN SPECIAL PROCEDURES P. 30 UN TREATY BODIES

Tracking Gender and Geographic Representation in International Justice.

The GQUAL Ranking, released annually, is one of our most powerful advocacy tools. It **tracks data from 145 countries whose nationals serve in international bodies and mechanisms tied to the development of international law and justice** and disaggregates this information by gender and geographical representation.

The three rankings we produce offer valuable insights into trends in the nomination practices of States and United Nations Regional Groups, as well as into representation records.

Together, the Rankings provide a **global and regional overview of women's representation in international bodies** at a given point in time, grounded in systematically collected, gender-disaggregated data. This type of data is essential to advancing gender parity in international decision-making spaces, as it makes visible patterns of inclusion and exclusion that would otherwise remain obscured.

The dataset allows for a clearer understanding of where women are being nominated and appointed, which bodies are performing better, and which countries are conducting nomination processes that take gender parity into account. This is critical to shedding light on **one of the main obstacles to women's equal participation in international decision-making: the lack of transparency and the limited consideration of gender parity in nomination and international appointment processes**. States rarely track or make public their nomination records, and the information available through international bodies is often fragmented, incomplete, or difficult to access.

The GQUAL Ranking responds to this structural gap by providing the **only comprehensive, publicly accessible tool that consolidates this information in a systematic and comparable manner**. Its consistent application over the past **9 years** makes it possible to identify patterns and trends over time, offering an evidence-based foundation to assess progress, stagnation, or regression in States' approaches to gender parity in international appointments.

EQVAL

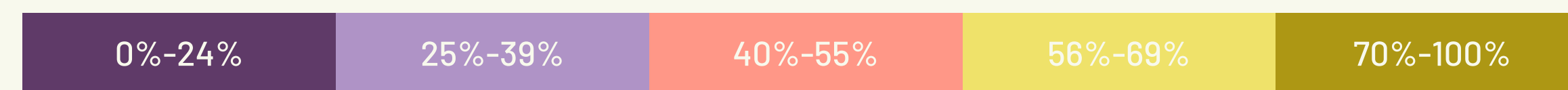
GLOBAL RANKING 2025

METHODOLOGY

The **Global Ranking** shows the percentage of women holding positions in 102 international bodies and mechanisms monitored by GQUAL(*). While nationals from **145 countries** currently serve in these bodies - and the full list of countries and disaggregated data is available on the GQUAL website - the Global Ranking includes **only countries with more than one national holding a position**.

This methodological choice is intended to avoid ranking countries based on a single appointment, which would automatically result in a score of **100% or 0%** and could therefore be misleading. By focusing on countries with more than one national, the Global Ranking prioritizes a more meaningful analysis of **gender parity**, allowing for comparisons that better reflect patterns in representation rather than isolated outcomes.

Countries included in the Global Ranking are grouped into **five categories**, each represented by a different color for ease of identification:



This category includes countries that have achieved gender parity among nationals holding positions in the monitored bodies.

The data reflected in the Rankings includes **only appointed candidates**. It does not capture nominations submitted by States that did not result in appointments, as this information is not systematically available.

The Ranking also distinguishes between positions that require State nomination and those that allow self-nominations by candidates. This distinction makes it possible to assess whether women are represented differently in positions filled through State nominations compared to those filled through self-nomination.



Access the interactive map [here](#).



For a detailed list of these bodies and their composition, click [here](#).



Current data is updated through **November 2025**.

METHODOLOGY

Despite the data limitations we encounter, the Ranking consistently reveals a clear pattern: women's representation has increased more rapidly in positions that do not require State nomination, while States continue to nominate **more men than women** to international positions.

Through the GQUAL website, users can explore an **interactive map** with detailed country profiles, including the names of individuals currently holding these positions and the international bodies in which they serve.



Access the interactive map [here](#).



For a detailed list of these bodies and their composition, click [here](#).



Current data is updated through **November 2025**.

COUNTRIES
RANKED

568

WOMEN

240

MEN

328

% WOMEN

42.25%

40 – 55%

— COUNTRIES IN THIS BRACKET, DISAGGREGATED BY UN REGIONAL GROUPS

- 8

Asia Pacific States
- 5

Eastern European States
- 7

African States
- 6

Latin American and Caribbean States
- Western European and Others States

GQUAL - GLOBAL RANKING

		TOTAL # OF NATIONALS	TOTAL # OF WOMEN	TOTAL/WOMEN POSITIONS REQUIRING STATE NOMINATION	TOTAL/WOMEN SELF-NOMINATED POSITIONS
50%	Canada	6	3	3/2	3/1
	Bosnia & Herzegovina	2	1	2/1	0/0
	Brunei Darussalam	2	1	2/1	0/0
	Colombia	8	4	2/1	6/3
	Egypt	6	3	3/2	3/1
	Greece	6	3	4/2	2/1
	Honduras	2	1	2/1	0/0
	India	10	5	4/2	6/3
	Jamaica	6	3	6/3	0/0
	Lithuania	4	2	3/1	1/1
	New Zealand	4	2	1/1	3/1
	Nicaragua	4	2	3/1	1/1
	Niger	2	1	2/1	0/0
	Nigeria	10	5	7/4	3/1
	Rwanda	2	1	2/1	0/0
	Singapore	2	1	2/1	0/0
	Sri Lanka	4	2	3/1	1/1
	Vietnam	4	2	4/2	0/0
	Zambia	6	3	3/1	3/2
47%	USA	15	7	8/4	7/3

40 – 55%

— COUNTRIES IN THIS BRACKET, DISAGGREGATED BY UN REGIONAL GROUPS

- 8

Asia Pacific States
- 7

African States
- 6

Western European and Others States
- 5

Eastern European States
- 6

Latin American and Caribbean States

GQUAL - GLOBAL RANKING

		TOTAL # OF NATIONALS	TOTAL # OF WOMEN	TOTAL/WOMEN POSITIONS REQUIRING STATE NOMINATION	TOTAL/WOMEN SELF-NOMINATED POSITIONS
44%	China	9	4	8/3	1/1
	Peru	9	4	6/2	3/2
43%	Algeria	7	3	7/3	0/0
	Thailand	7	3	5/2	2/1
42%	Japan	12	5	9/3	3/2
40%	Croatia	5	2	5/2	0/0
	Denmark	5	2	5/2	0/0
	Ecuador	5	2	3/0	2/2
	Italy	10	4	7/1	3/3
	Latvia	5	2	4/2	1/0
	Poland	5	2	4/1	1/1
	South Africa	10	4	5/1	5/3

100% – 70%

— COUNTRIES IN THIS BRACKET, DISAGGREGATED BY UN REGIONAL GROUPS

- 4

Latin American and Caribbean States
- 3

Western European and Others States
- 3

Asia Pacific States
- 3

African States
- 2

Eastern European States

GQUAL - GLOBAL RANKING

	TOTAL # OF NATIONALS	TOTAL # OF WOMEN	TOTAL/WOMEN POSITIONS REQUIRING STATE NOMINATION	TOTAL/WOMEN SELF-NOMINATED POSITIONS
100%				
Andorra	2	2	2/2	0/0
Barbados	3	3	3/3	0/0
Gambia	3	3	2/2	1/1
Indonesia	2	2	2/2	0/0
Oman	2	2	2/2	0/0
Togo	2	2	2/2	0/0
80%				
Argentina	10	8	7/5	3/3
Cameroon	5	4	5/4	0/0
Ireland	5	4	3/2	2/2
Uruguay	5	4	3/2	2/2
75%				
Bangladesh	4	3	0/0	4/3
Bulgaria	4	3	3/2	1/1
Republic of Moldova	4	3	4/3	0/0
Trinidad and Tobago	4	3	4/3	0/0
71%				
Netherlands	7	5	7/5	0/0

69% – 56%

— COUNTRIES IN THIS BRACKET, DISAGGREGATED
BY UN REGIONAL GROUPS

15	Western European and Others States	2	Latin American and Caribbean States
4	Eastern European States	2	Asia Pacific States
		1	African States

GQUAL - GLOBAL RANKING

		TOTAL # OF NATIONALS	TOTAL # OF WOMEN	TOTAL/WOMEN POSITIONS REQUIRING STATE NOMINATION	TOTAL/WOMEN SELF-NOMINATED POSITIONS
67%	Estonia	3	2	3/2	0/0
	Lebanon	3	2	2/2	1/0
	Panama	3	2	3/2	0/0
	Philippines	3	2	3/2	0/0
	Portugal	6	4	4/2	2/2
	Romania	6	4	6/4	0/0
	Slovenia	3	2	3/2	0/0
60%	Malta	5	3	5/3	0/0
	Mexico	10	6	7/3	3/3
	Serbia	5	3	3/1	2/2
	Spain	10	6	7/5	3/1
57%	Australia	7	4	3/3	4/1
	Austria	7	4	6/3	1/1
56%	Uganda	9	5	6/3	3/2

39% – 25%

– COUNTRIES IN THIS BRACKET, DISAGGREGATED BY UN REGIONAL GROUPS

- 8

African States
- 5

Latin American and Caribbean States
- 5

Western European and Others States
- 4

Eastern European States
- 4

Asia Pacific States

GQUAL - GLOBAL RANKING

		TOTAL # OF NATIONALS	TOTAL # OF WOMEN	TOTAL/WOMEN POSITIONS REQUIRING STATE NOMINATION	TOTAL/WOMEN SELF-NOMINATED POSITIONS
38%	Chile	8	3	6/3	2/0
	Germany	8	3	7/3	1/0
	Kenya	8	3	7/2	1/1
33%	Albania	3	1	2/0	1/1
	Benin	3	1	2/1	1/0
	Burkina Faso	6	2	4/2	2/0
	Czech Republic	3	1	3/1	0/0
	El Salvador	3	1	3/1	0/0
	Ghana	3	1	3/1	0/0
	Guyana	3	1	2/0	1/1
	Iceland	3	1	3/1	0/0
	Jordan	3	1	2/0	1/1
	Malawi	3	1	3/1	0/0
	Mauritania	3	1	3/1	0/0
	Mongolia	3	1	3/1	0/0
	Switzerland	6	2	5/2	1/0
	Turkey	6	2	6/2	0/0
	Ukraine	3	1	2/0	1/1
30%	Republic of Korea	10	3	9/3	1/0

39% – 25%

– COUNTRIES IN THIS BRACKET, DISAGGREGATED
BY UN REGIONAL GROUPS

8	African States	5	Western European and Others States
5	Latin American and Caribbean States	4	Eastern European States
		4	Asia Pacific States

GQUAL - GLOBAL RANKING

		TOTAL # OF NATIONALS	TOTAL # OF WOMEN	TOTAL/WOMEN POSITIONS REQUIRING STATE NOMINATION	TOTAL/WOMEN SELF-NOMINATED POSITIONS
29%	United Kingdom	7	2	5/1	2/1
27%	Sierra Leone	11	3	10/2	1/1
25%	Costa Rica	4	1	4/1	0/0
	Cote d'Ivoire	4	1	3/0	1/1
	Cyprus	4	1	4/1	0/0
	Hungary	4	1	2/0	2/1
	Mauritius	4	1	4/1	0/0
	Paraguay	4	1	4/1	0/0

24% – 0%

– COUNTRIES IN THIS BRACKET, DISAGGREGATED
BY UN REGIONAL GROUPS

9	African States	4	Eastern European States
6	Western European and Others States	1	Latin American and Caribbean States
		1	Asia Pacific States

GQUAL - GLOBAL RANKING

		TOTAL # OF NATIONALS	TOTAL # OF WOMEN	TOTAL/WOMEN POSITIONS REQUIRING STATE NOMINATION	TOTAL/WOMEN SELF-NOMINATED POSITIONS
20%	France	10	2	9/1	1/1
	Georgia	5	1	5/1	0/0
	Morocco	10	2	10/2	0/0
	Russian Federation	5	1	4/0	1/1
17%	Belgium	6	1	4/0	2/1
14%	Brazil	7	1	6/1	1/0
	Senegal	7	1	7/1	0/0
	Tanzania	7	1	6/1	1/0
0%	Armenia	2	0	1/0	1/0
	Azerbaijan	4	0	4/0	0/0
	Burundi	2	0	2/0	0/0
	Cambodia	14	0	14/0	0/0
	Cape Verde	2	0	2/0	0/0
	Congo	5	0	4/0	1/0
	Ethiopia	4	0	3/0	1/0
	Finland	2	0	2/0	0/0
	Luxembourg	2	0	2/0	0/0
	Norway	3	0	2/0	1/0
	Sweden	2	0	2/0	0/0
	Tunisia	3	0	3/0	0/0

EQVAL

REGIONAL RANKING 2025

METHODOLOGY

The **Regional Ranking** shows the percentage of women holding positions in international bodies monitored by GQUAL, disaggregated by the five UN Regional Groups: African States, Asia-Pacific States, Eastern European States, Western European and Other States, and Latin American and Caribbean States(*).

Unlike the Global Ranking, the Regional Ranking includes **all countries with at least one national** holding a position in the monitored bodies. This approach provides a more inclusive view of geographic representation.

For the first time in **2025**, the Regional Ranking incorporates data on how many nationals from each UN Regional Group hold positions that required **State nomination**, compared to those filled through **self-nomination**. This additional layer of analysis makes it possible to examine geographic patterns in representation across different types of international appointment processes.



Explore previous editions of the Regional Ranking [here](#).



For a full list of countries in each group, click [here](#).



Current data is updated through **November 2025**.

COUNTRIES
RANKED

605

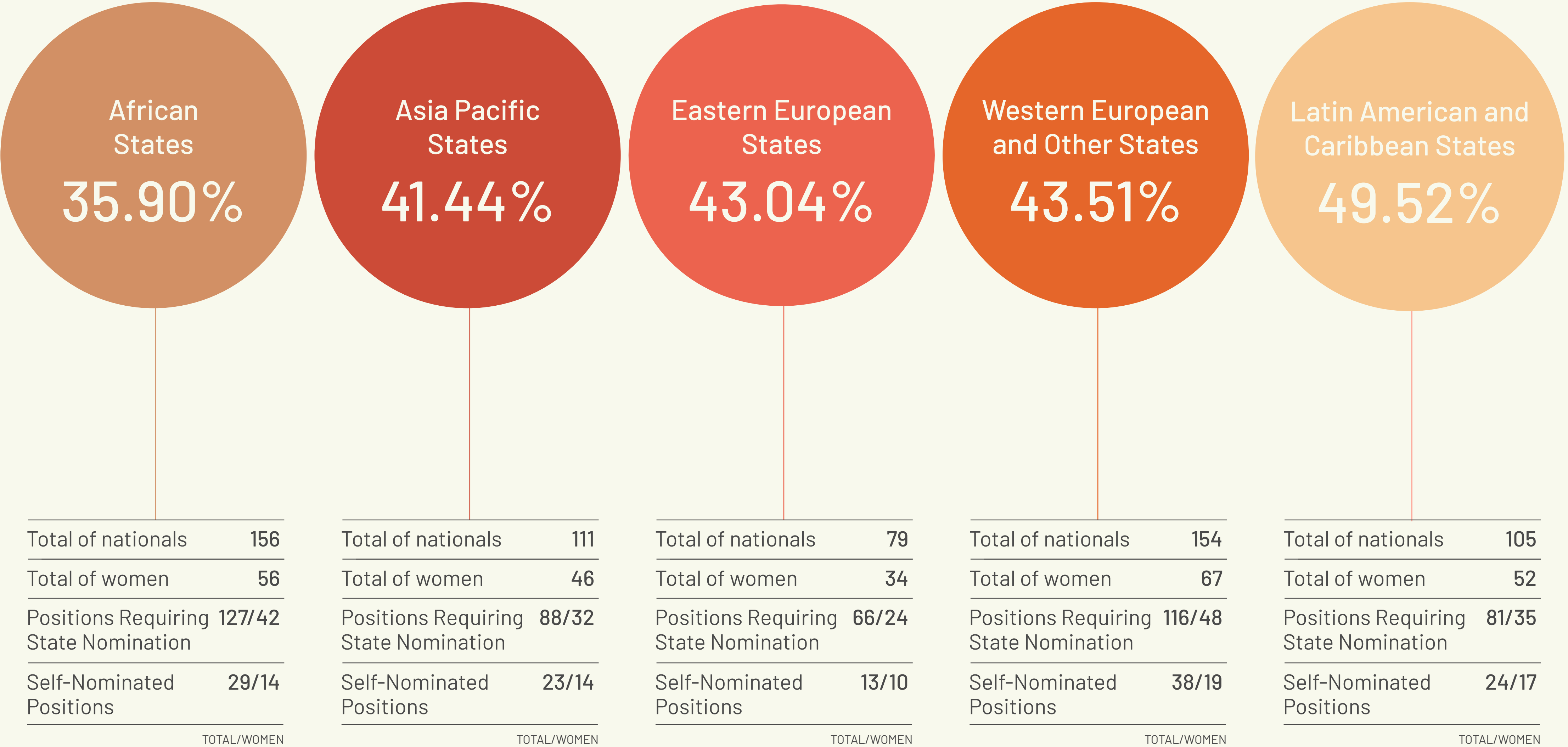
WOMEN

255

% WOMEN

42.15%

REGIONAL RANKING



QUAL

REGIONAL

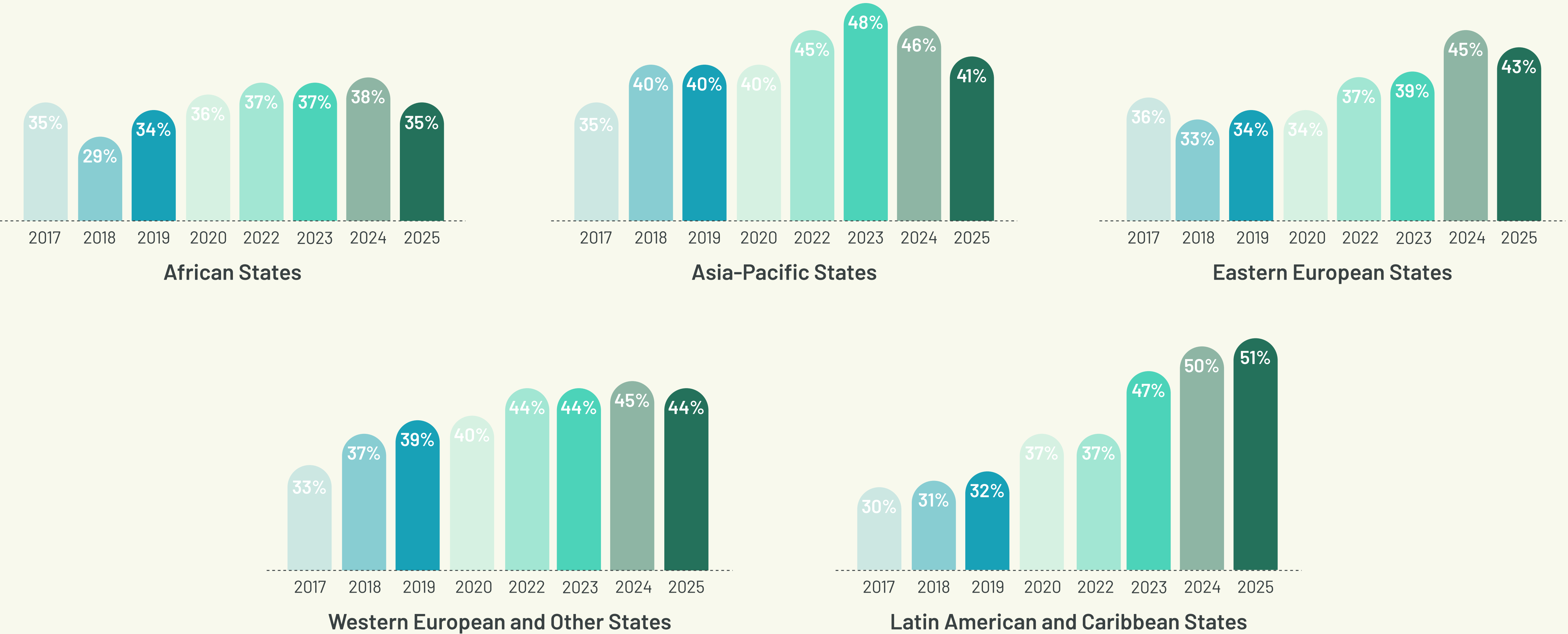
RANKING

COMPARATIVE EVOLUTION

METHODOLOGY

The **comparative evolution** provides an updated view of women’s representation in international leadership roles over time. The charts below show the percentage of women from 2017 to 2025 across each UN Regional Group, offering a historical perspective on how women’s participation in international bodies monitored by GQUAL has increased, decreased, or remained stable over time.

HISTORICAL OVERVIEW



EQVAL

REGIONAL RANKING

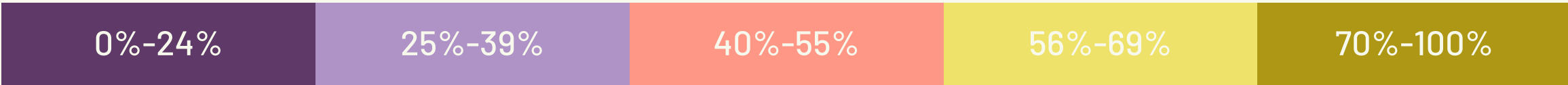
LATIN AMERICA AND
THE CARIBBEAN

METHODOLOGY

This data set ranks countries in **Latin America and the Caribbean** based on the percentage of women nationals holding positions in international and regional bodies monitored by GQUAL. It includes positions in the main human rights bodies of the Organization of American States, as well as in international courts and other international bodies.

While the map focused on countries with more than one national, a list of those with only one national is also included.

Countries are colored according to the following ranges:



This range includes countries that have achieved gender parity among nationals holding positions in these bodies.



Current data is updated through **November 2025**.

COUNTRIES
RANKED

105

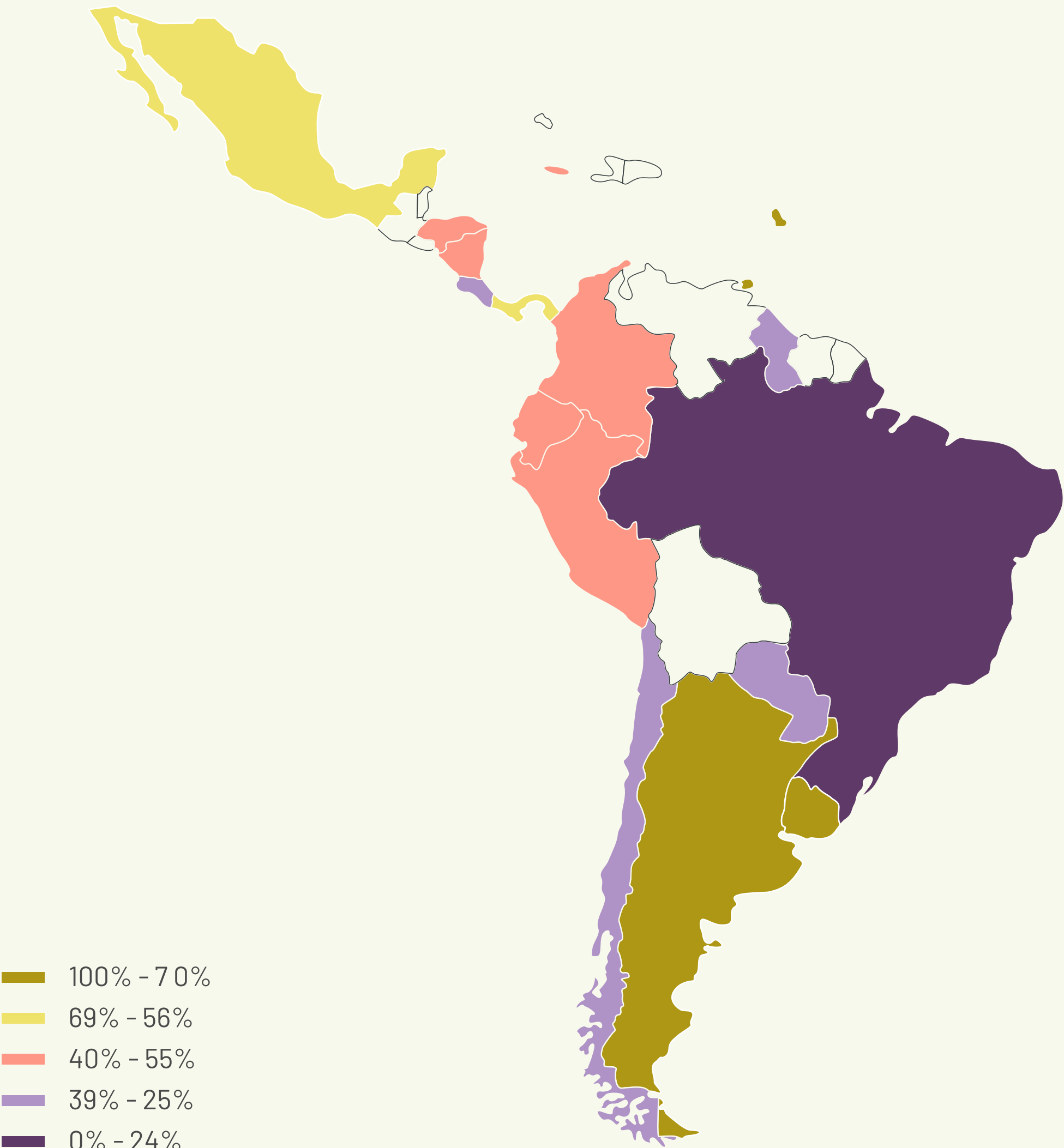
WOMEN

52

% WOMEN

50%

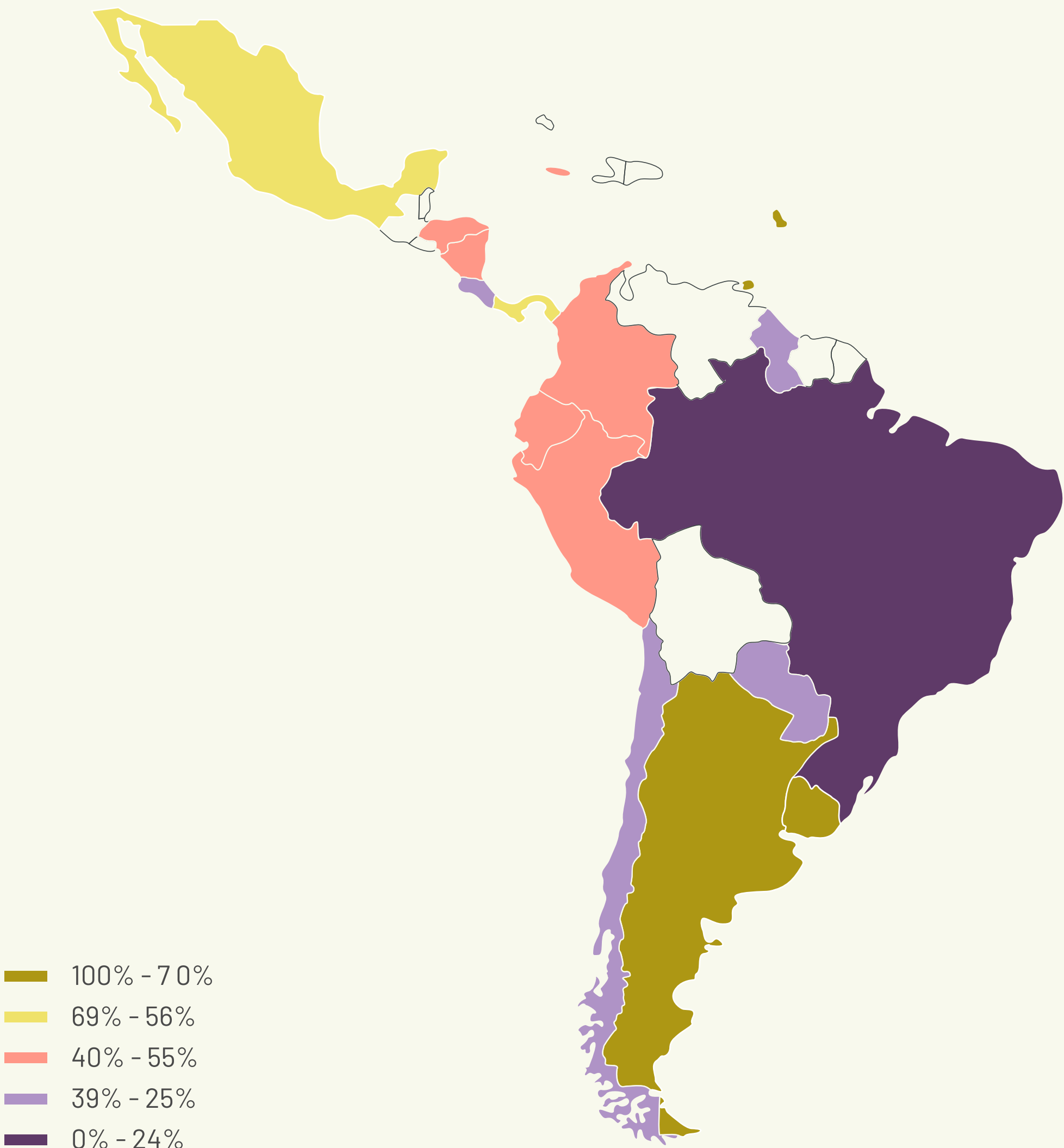
LATAM AND CARIBBEAN STATES



GQUAL - REGIONAL RANKING

	TOTAL # OF NATIONALS	TOTAL # OF WOMEN	TOTAL/WOMEN POSITIONS REQUIRING STATE NOMINATION	TOTAL/WOMEN SELF-NOMINATED POSITIONS
100% Barbados	3	3	3/3	0/0
80% Argentina	10	8	7/5	3/3
Uruguay	5	4	3/2	2/2
75% Trinidad and Tobago	4	3	4/3	0/0
67% Panama	3	2	3/2	0/0
60% Mexico	10	6	7/3	3/3
50% Colombia	8	4	2/1	6/3
Honduras	2	1	2/1	0/0
Jamaica	6	3	6/3	0/0
Nicaragua	4	2	3/1	1/1
44% Peru	9	4	6/2	3/2
40% Ecuador	5	2	2/2	3/0
38% Chile	8	3	6/3	2/0
33% El Salvador	3	1	3/1	0/0
Guyana	3	1	2/0	1/1

LATAM AND CARIBBEAN STATES



		TOTAL # OF NATIONALS	TOTAL # OF WOMEN	TOTAL/WOMEN POSITIONS REQUIRING STATE NOMINATION	TOTAL/WOMEN SELF-NOMINATED POSITIONS
25%	Paraguay	4	1	4/1	0/0
	Costa Rica	4	1	4/1	0/0

14%	Brazil	7	1	6/1	1/0
-----	--------	---	---	-----	-----

COUNTRIES WITH JUST ONE REPRESENTATIVE	TOTAL # OF WOMEN	TOTAL # OF MEN
Guatemala	0	1
Bolivia	0	1
Cuba	1	0
Suriname	1	0
Dominican Republic	0	1
Bahamas	0	1
Belize	0	1
TOTAL WOMEN	2	
TOTAL MEN	5	
TOTAL	7	

EQUAL

REGIONAL

RANKING

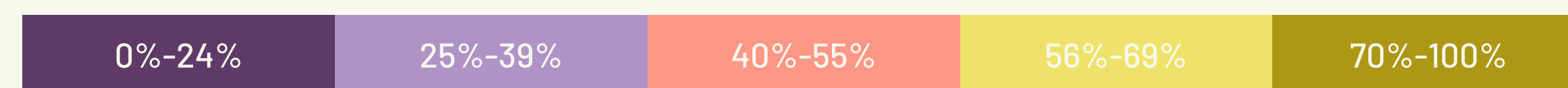
AFRICA

METHODOLOGY

This map ranks countries in **Africa** based on the percentage of women nationals holding positions in international and regional bodies tracked by GQUAL.

While the map focused on countries with more than one national, a list of those with only one national is also included.

Countries are colored according to the following ranges:



This range includes countries that have achieved gender parity among nationals holding positions in these bodies.



Current data is updated through **November 2025**.

COUNTRIES
RANKED

156

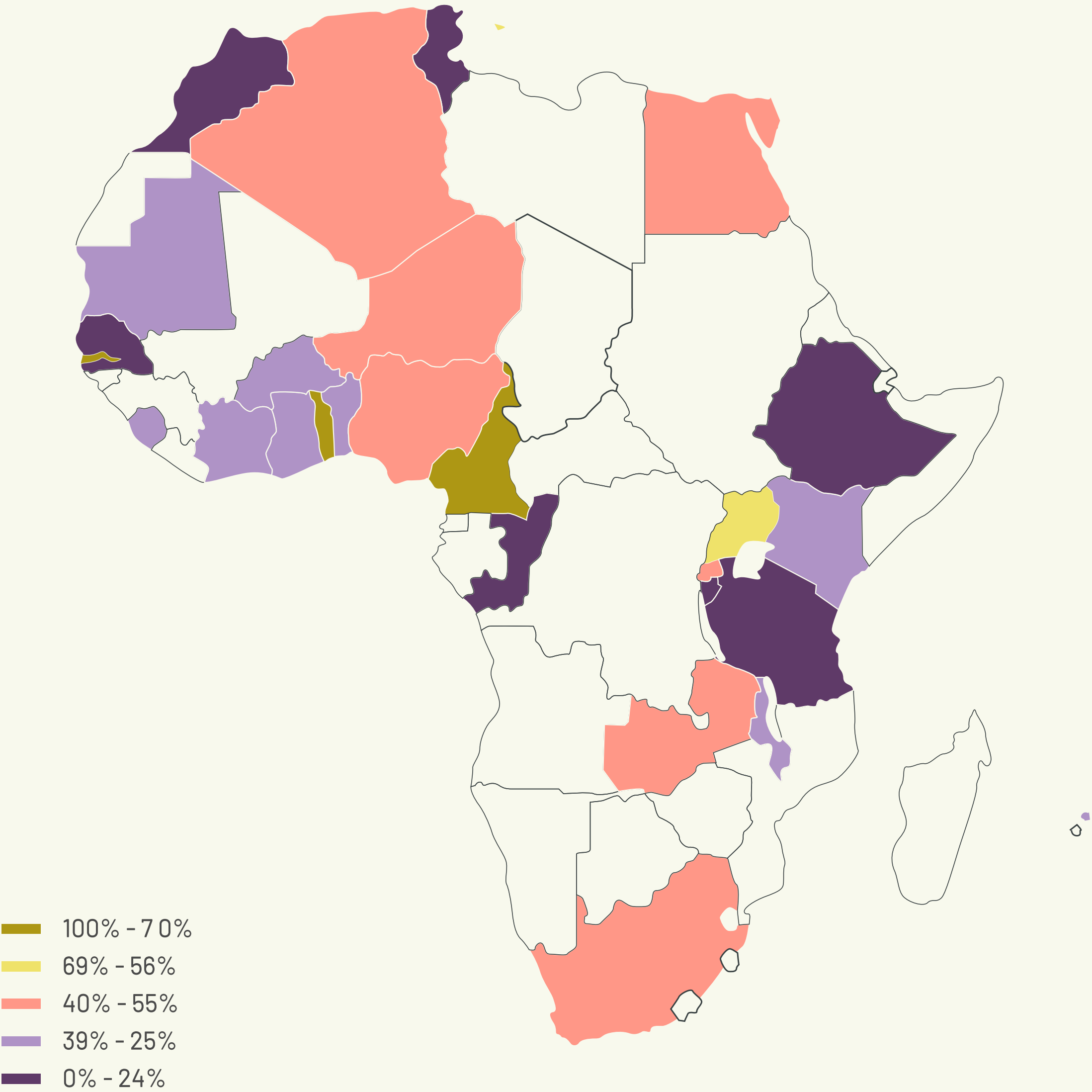
WOMEN

56

% WOMEN

36%

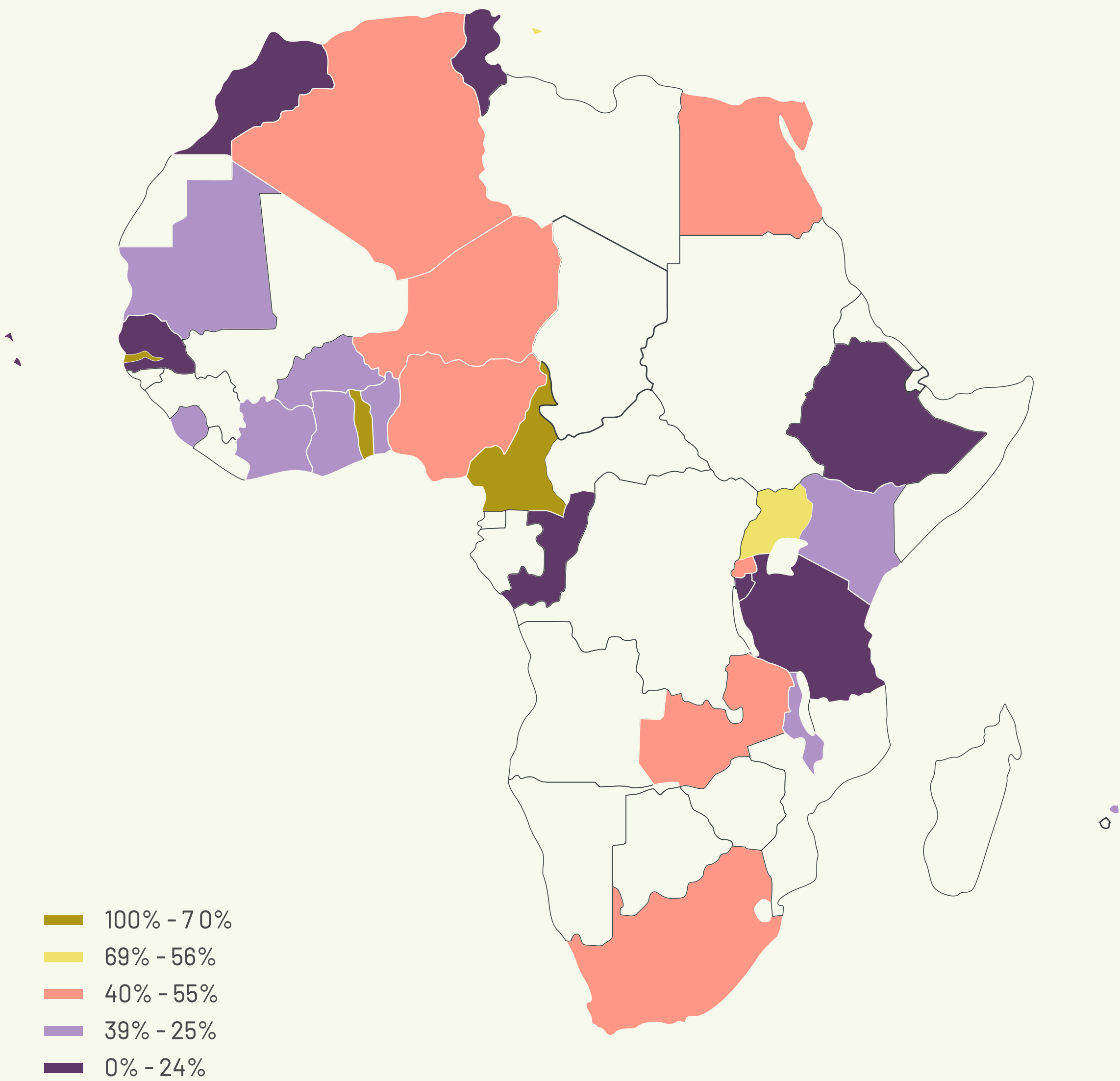
AFRICAN GROUP



GQUAL - REGIONAL RANKING

	TOTAL # OF NATIONALS	TOTAL # OF WOMEN	TOTAL/WOMEN POSITIONS REQUIRING STATE NOMINATION	TOTAL/WOMEN SELF-NOMINATED POSITIONS
100%				
Gambia	3	3	2/2	1/1
Togo	2	2	2/2	0/0
80%				
Cameroon	5	4	5/4	0/0
56%				
Uganda	9	5	6/3	3/2
50%				
Nigeria	10	5	7/4	3/1
Zambia	6	3	3/1	3/2
Niger	2	1	2/1	0/0
Rwanda	2	1	2/1	0/0
Egypt	6	3	3/2	3/1
43%				
Algeria	7	3	7/3	0/0
40%				
South Africa	10	4	5/1	5/3
38%				
Kenya	8	3	7/2	1/1
33%				
Benin	3	1	2/1	1/0
Ghana	3	1	3/1	0/0
Burkina Faso	6	2	4/2	2/0
Malawi	3	1	3/1	0/0
Mauritania	3	1	3/1	0/0

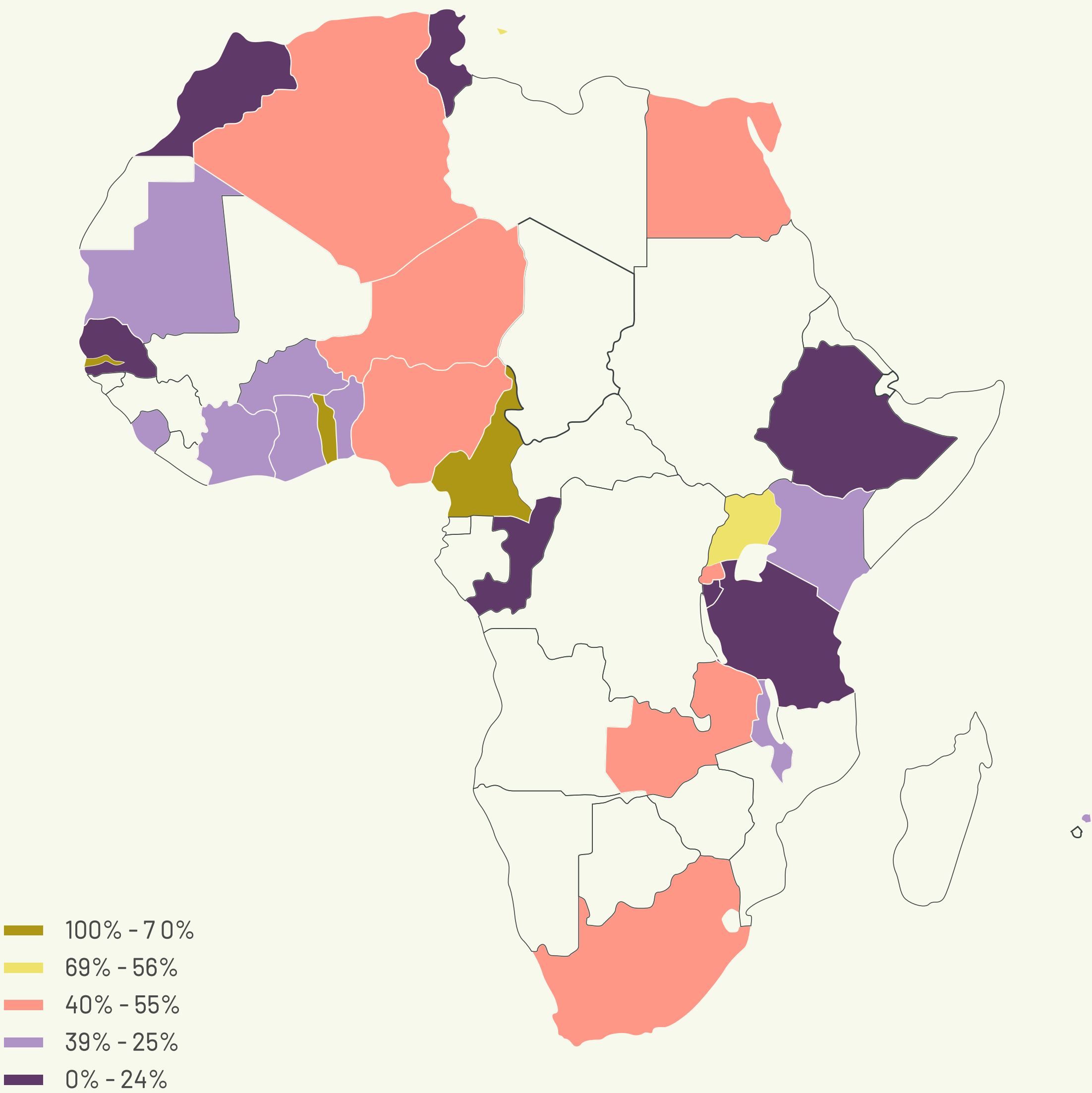
AFRICAN GROUP



GQUAL - REGIONAL RANKING

		TOTAL # OF NATIONALS	TOTAL # OF WOMEN	TOTAL/WOMEN POSITIONS REQUIRING STATE NOMINATION	TOTAL/WOMEN SELF-NOMINATED POSITIONS
27%	Sierra Leone	11	3	10/2	1/1
25%	Cote d'Ivoire	4	1	3/0	1/1
	Mauritius	4	1	4/1	0/0
20%	Morocco	10	2	10/2	0/0
14%	Senegal	7	1	7/1	0/0
	Tanzania	7	1	6/1	1/0
0%	Tunisia	3	0	3/0	0/0
	Burundi	2	0	2/0	0/0
	Congo	5	0	4/0	1/0
	Cape Verde	2	0	2/0	0/0
	Ethiopia	4	0	3/0	1/0

AFRICAN GROUP



GQUAL - REGIONAL RANKING

COUNTRIES WITH JUST ONE REPRESENTATIVE	TOTAL # OF WOMEN	TOTAL # OF MEN
Angola	1	0
Botswana	0	1
Guinea Bissau	1	0
Madagascar	0	1
Mali	0	1
Ivory Coast	0	1
Liberia	1	0
Mozambique	1	0
Sudan	0	1
TOTAL WOMEN	4	
TOTAL MEN	5	
TOTAL	9	

EQUAL

DISAGGREGATED RESULTS BY TYPE OF INTERNATIONAL BODY 2025

METHODOLOGY

This data set shows the percentage of women holding positions in specific **International Bodies** monitored by GQUAL, disaggregated by UN Regional Groups. The data covers the following bodies:

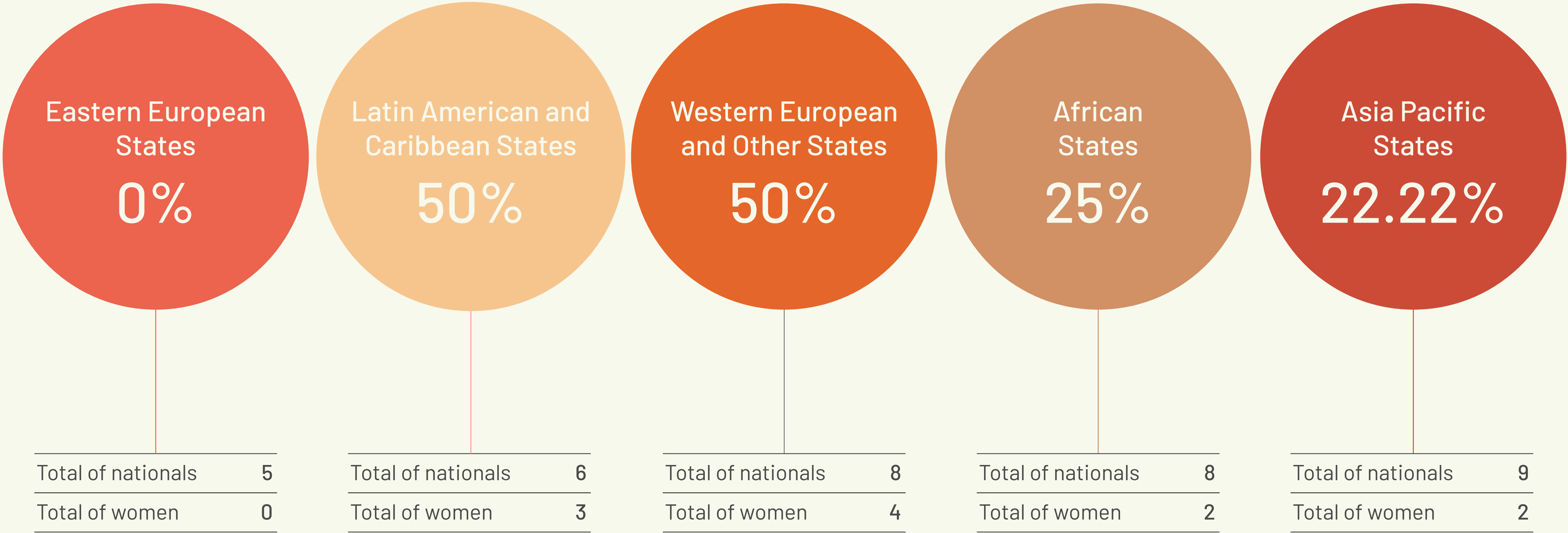
- **International Tribunals** (International Court of Justice and International Tribunal for the Law of the Sea)
- **International Criminal Tribunals** (International Criminal Court (ICC), Extraordinary Chambers in the Courts of Cambodia, Residual Special Court for Sierra Leone and International Residual Mechanism for Criminal Tribunals)
- **UN Special Procedures**
- **UN Treaty Bodies**



Current data is updated through **November 2025**.

INTERNATIONAL TRIBUNALS

International Court of Justice (**ICJ**) and the International Tribunal for the Law of the Sea (**ITLOS**)



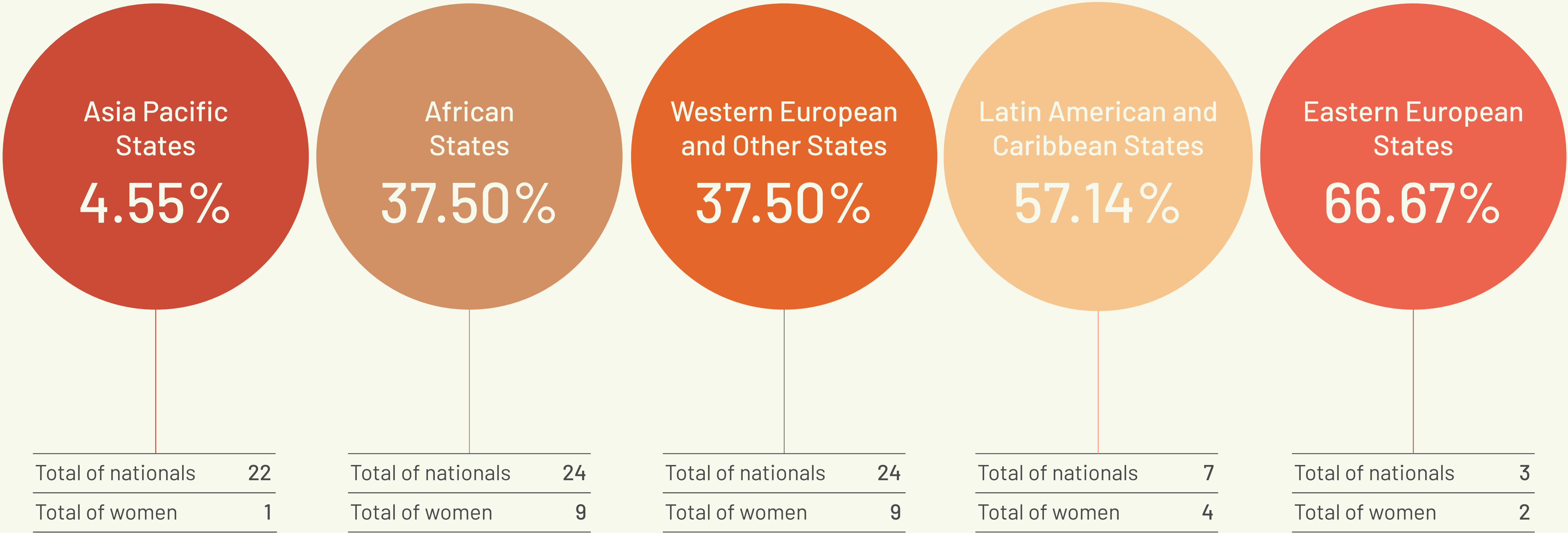
TOTAL 36

WOMEN 11

MEN 25

INTERNATIONAL CRIMINAL TRIBUNALS

International Criminal Court (**ICC**), Extraordinary Chambers in the Courts of Cambodia, Residual Special Court for Sierra Leone and International Residual Mechanism for Criminal Tribunals (“Mechanism”)



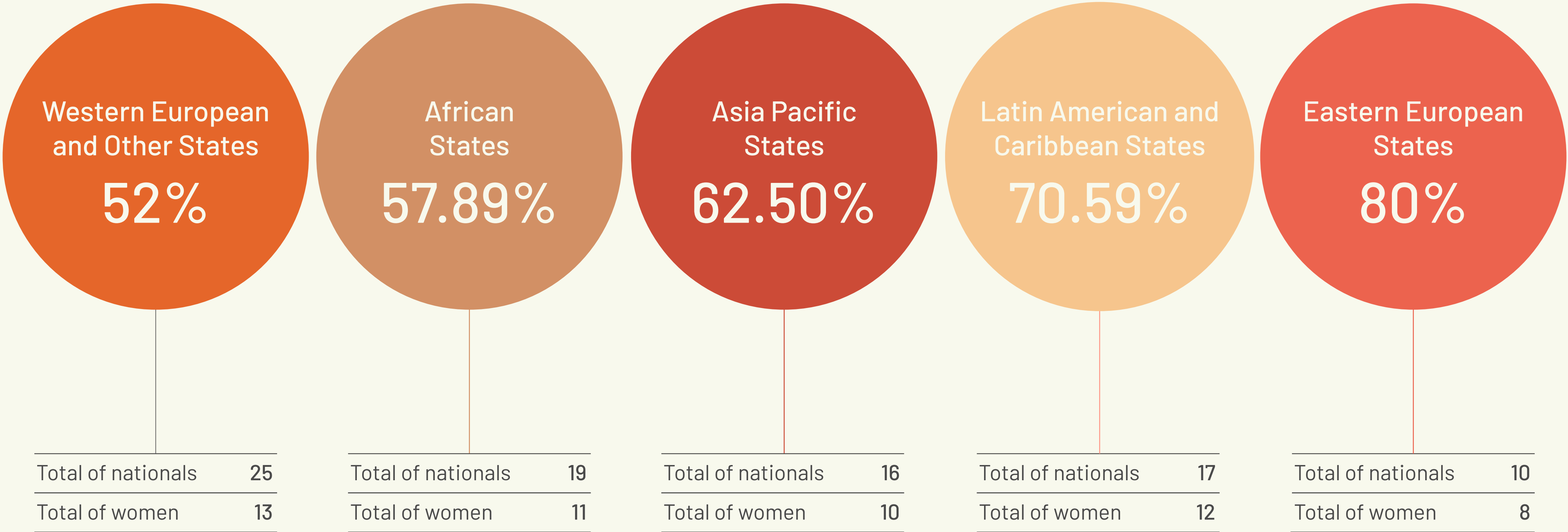
TOTAL 80

WOMEN 25

MEN 55

UN SPECIAL PROCEDURES

As of December 2025, there are 59 Special Procedures—46 thematic and 13 country mandates. See the full list [here](#).



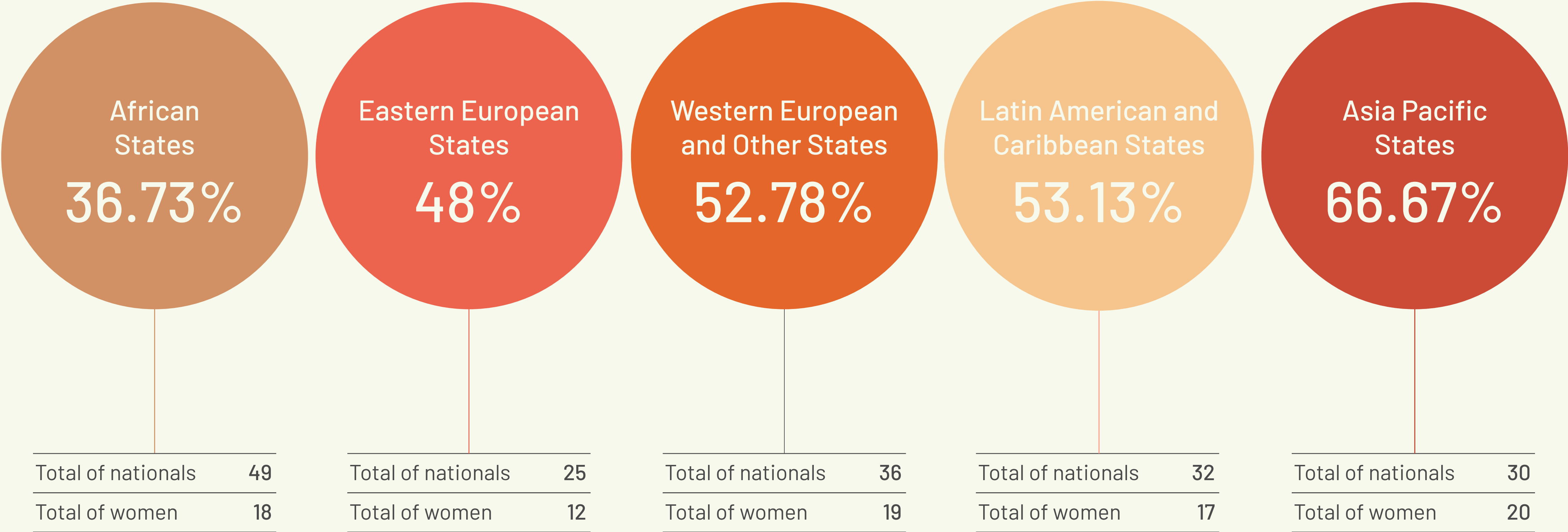
TOTAL 87

WOMEN 54

MEN 33

UN TREATY BODIES

As of December 2025, there are 10 UN Treaty Bodies. See the full list [here](#).



TOTAL 172

WOMEN 86

MEN 86

EQQUAL

#ChangeThePicture